

- Online PIN Purchase Workflow

## Contents

Page 1 – First page to select PIN for particular course .....	1
Page 2 – To submit student details. On successful payment student will get SMS of PIN number on this mobile number. Email address is optional. ....	2
Page 3 – Confirm transaction details and submit for make payment, where student can make online payment. ....	3
Page 4 – After successful payment student will get Online Receipt. Student will get SMS of PIN number. Print button allows student to print this online receipt. ....	3
Sample Receipt .....	4
Page 5 – If payment cancelled by student application will open following page. ....	4
Sample Receipt .....	5

Page 1 – First page to select PIN for particular course

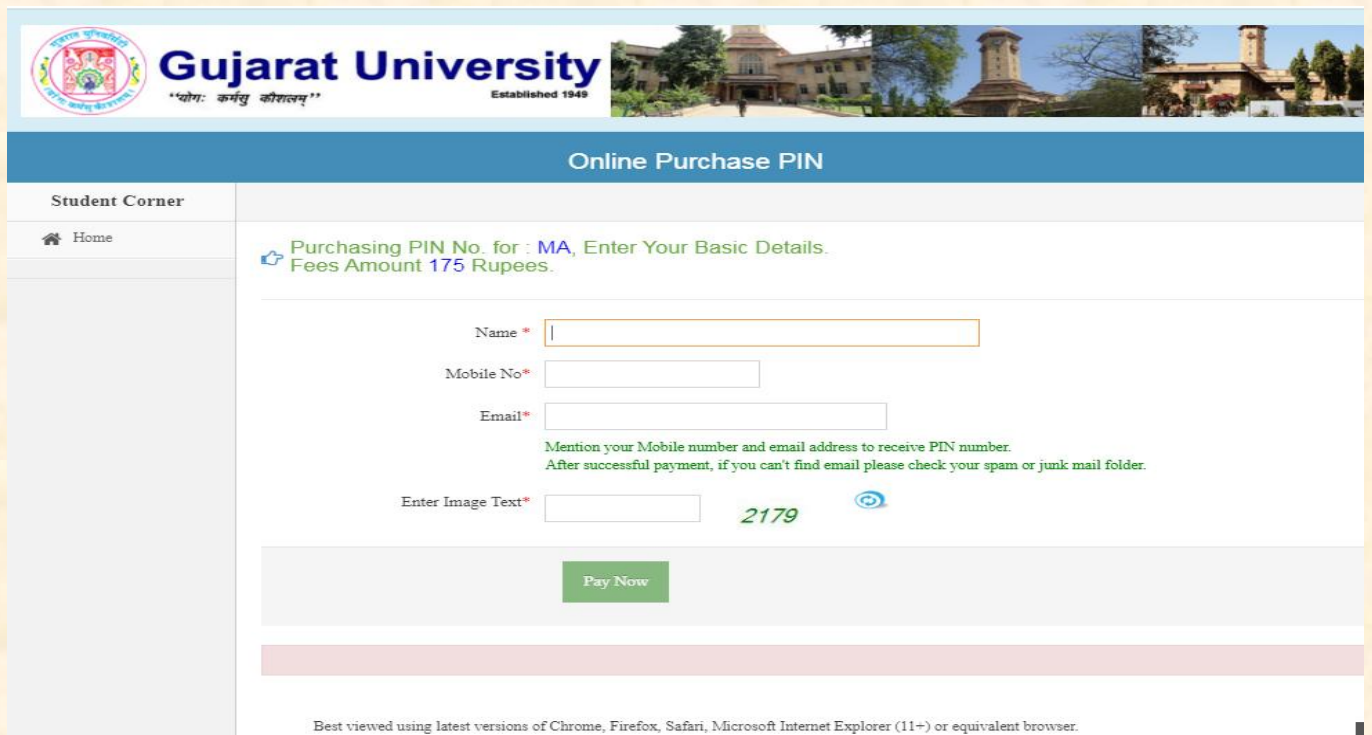


**To Purchase ONLINE PIN for M.A., M.S.W., M.L.W., B.Lib. M.Lib.,  
M.M.C.J./ M.D.C. (Journalism) And Master in Physical Education Programme**

**Please click on following link**

[https://eform.gujaratuniversity.ac.in/GUNI\\_PIN/](https://eform.gujaratuniversity.ac.in/GUNI_PIN/)

Page 2 – To submit student details. On successful payment student will get SMS of PIN number on this mobile number. Email address is optional.



The screenshot shows the Gujarat University website interface for purchasing an online PIN. The header includes the university logo, name, motto "योगः कर्मसु कौशलम्", and establishment year 1949. The page title is "Online Purchase PIN". A sidebar on the left contains "Student Corner" and "Home" links. The main content area displays the purchase details: "Purchasing PIN No. for : MA, Enter Your Basic Details. Fees Amount 175 Rupees." Below this are input fields for Name, Mobile No, and Email. A note states: "Mention your Mobile number and email address to receive PIN number. After successful payment, if you can't find email please check your spam or junk mail folder." There is a CAPTCHA field with the image text "2179" and a "Pay Now" button. At the bottom, a footer note reads: "Best viewed using latest versions of Chrome, Firefox, Safari, Microsoft Internet Explorer (11+) or equivalent browser."

Page 3 – Confirm transaction details and submit for make payment, where student can make online payment


### Fees Pay For MA PIN - Online

Transaction Details	
* Serial No.	<input type="text"/>
* FEES Amount	<input type="text" value="175"/>
* Description	<input type="text" value="Fees For MA Purchase PIN Gujarat University"/>
* Name	<input type="text" value="ssssssss"/>

**Note:**  
1. Please note this serial number, it is required for any inquiry related to payment.  
2. You will receive SMS of PIN Number on registered mobile number. It will take maximum 24 hours after successful payment.


Note: Student can use this serial number for any queries, related to payment.

Page 4 – After successful payment student will get Online Receipt. Student will get SMS of PIN number. Print button allows student to print this online receipt.

 <b>GUJARAT UNIVERSITY AHMEDABAD</b> GU Admission PIN Purchase	<b>Online Receipt</b> <input type="button" value="Print"/>		
Name	: ssssssss	Payment Status	: Success
Serial No	:	Fees	: 175.00 Rs.
Faculty	: MA	Email ID	: test@gmail.com
Mobile No.	: 9999999999	Transaction ID	: 309006457218
Payment Date	: 0 -Oct-2020 3:47 PM	PIN No.	: mphtXGgzY7X6Hb
Application No.	:		

**Note:**  
1. Please note this serial number, it is required for any inquiry related to payment.  
2. PIN number is alpha numeric. Contains characters A to Z and digits 0 to 9. For example, ABCdE12Dasdf91  
3. You will receive SMS of PIN Number on registered mobile number. It will take maximum 24 hours after successful payment.

## Sample Receipt


	<b>GUJARAT UNIVERSITY AHMEDABAD</b>	<b>Online Receipt</b>	
GU Admission PIN Purchase			
Name	: ssssssss	Payment Status	: Success
Serial No	:	Fees	: 175.00 Rs.
Faculty	: MA	Email ID	: test@gmail.com
Mobile No.	: 9999999999	Transaction ID	: 309006457218
Payment Date	: 0 -Oct-2020 3:47 PM	PIN No.	: <b>mphtXGxzY7X6Hb</b>
Application No.	:		

**Note:**

1. Please note this serial number, it is required for any inquiry related to payment.
2. PIN number is alpha numeric. Contains characters A to Z and digits 0 to 9. For example, ABCdE12Dasdf91
3. You will receive SMS of PIN Number on registered mobile number. It will take maximum 24 hours after successful payment.

[Back to Home Page](#)

Page 5 – If payment cancelled by student application will open following page.

	<b>GUJARAT UNIVERSITY AHMEDABAD</b>	<a href="#">Print</a>	
GU Admission PIN Purchase			
<h2>Payment Canceled by user</h2>			
Name	: ssssss	Payment Status	: PAYMENT FAILED
Serial No.	:	Fees	: 175.00 Rs.
Faculty	: MA	Email ID	: test@gmail.com
Mobile No.	: 9999999999	Transaction ID	: 309006457233
Payment Date	: 0 -Oct-2020 3:49 PM		
Application No.	:		

**Note:** Please note this serial number, it is required for any inquiry related to payment.

[Back to Home Page](#)

## Sample Receipt



**GUJARAT UNIVERSITY AHMEDABAD**

GU Admission PIN Purchase

### Payment Canceled by user

Name	: ssssss	Payment Status	: PAYMENT FAILED
Serial No.	:	Fees	: 175.00 Rs.
Faculty	: MA	Email ID	: test@gmail.com
Mobile No.	: 9999999999	Transaction ID	: 309006457233
Payment Date	: 0 -Oct-2020 3:49 PM		
Application No.	:		

**Note: Please note this serial number, it is required for any inquiry related to payment.**

[Back to Home Page](#)